

**AROMAS TRI-COUNTY FIRE PROTECTION DISTRICT  
BOARD OF DIRECTORS**

**MEETING NOTICE & AGENDA**

**Tuesday January 23, 2018 - 6:30 p.m.**  
492 Carpenteria Road, Aromas, California 95004

**ROLL CALL:** Miller \_\_\_\_\_ Brown \_\_\_\_\_ Mesiroff \_\_\_\_\_ Mortan \_\_\_\_\_ Mahler \_\_\_\_\_

**PLEDGE OF ALLEGIANCE** - Director Mortan

**PUBLIC COMMENT 6:30 P.M.** - Opportunity to address the Board on items of interest not appearing on the agenda. No action may be taken unless provided by Government Code 54954.2 (speakers are limited to 5 minutes). The public may comment on any matter listed on the agenda at the time the matter is being considered by the Board.

**DIRECTORS COMMENT PERIOD**

**APPROVAL OF MINUTES**

1. Approve minutes of November 14, 2017 regular meeting. **ACTION**

**GENERAL BUSINESS**

2. Receive report of operations, training and fire prevention.
3. Verbal update from Staffing Options Committee.

**FINANCIAL**

4. Approve checks for December 2017 and January 2018. **ACTION**
5. Receive budget status report.

**MISCELLANEOUS**

This section of the Board's briefing binder includes copies of miscellaneous communications placed in the Board's Information Reading File during the past month.

**ADJOURNMENT**

Consider motion to adjourn to the special meeting on March 20, 2018, at 6:30 p.m. at the Aromas Tri-County fire station, 492 Carpenteria Road, Aromas, California.

**AROMAS TRI-COUNTY FIRE PROTECTION DISTRICT  
MINUTES OF THE REGULAR MEETING OF  
Tuesday, November 14, 2017**

**CALL TO ORDER**

The regular meeting of the Board of Directors of the Aromas Tri-County Fire Protection District was held at the Aromas fire station on Tuesday, November 14, 2017. The meeting was called to order by President Mesiroff at 6:32 p.m.

**PLEDGE OF ALLEGIANCE BY** Director Brown

**ATTENDANCE**

|                |                |
|----------------|----------------|
| Ron Mesiroff   | Vice President |
| Kenneth Mahler | Director       |
| George Mortan  | Director       |
| Ernest Brown   | Director       |

**ABSENT**

|             |           |
|-------------|-----------|
| Mike Miller | President |
|-------------|-----------|

**OTHERS PRESENT**

|                    |                              |
|--------------------|------------------------------|
| Phillip Matteson   | Assistant Chief              |
| Reno DiTullio      | Battalion Chief              |
| Hector Ramirez     | Fire Captain                 |
| Supervisor Botelho | San Benito County Supervisor |
| Theresa Volland    | Board Secretary              |

**PUBLIC COMMENTS**

**DIRECTORS COMMENT PERIOD**

**MINUTES**

The Board received and considered the minutes of the September 26, 2017 regular meetings.

**MOTION 11-2017-33**

**M/S/C (Mortan/Brown 4 ayes, 1 absent) approved the minutes of September 26, 2017 meeting.**

**PUBLIC HEARING**

Vice President Mesiroff opened the public hearing at 6:38 p.m. and closed at 6:40 p.m.

The Board received and considered Ordinance 2017-12 implementation of the fire protection planning and inspection services fee schedule. Staff advised they were some changes recommended by legal counsel to the Ordinance presented and this is the corrected Ordinance.

**MOTION 11-2017-34**

**M/S/C (Mortan/Mahler 4 ayes, 1 absent) to approve Ordinance 2017-12 implementation of the fire protection planning and inspection services fee schedule.**

**GENERAL BUSINESS**

- The Board received report of operations, training, and fire prevention for September and October 2017.

The Board received and considered Resolution No. 2017-09 allocating \$1,548,678 in remaining district funds into established district reserve accounts for fiscal year 2017-18 as follows:

**MOTION 09-2017-35**

**M/S/C (Mortan/Mahler 4 ayes, 1 absent) to approve Resolution No. 2017-09 allocating \$1,548,678 in remaining district funds into established district reserve accounts for fiscal year 2017-18 as follows:**

|                                   |                         |
|-----------------------------------|-------------------------|
| <b>General Operating Reserve:</b> | <b>\$418,068</b>        |
| <b>Building Reserve:</b>          | <b>\$540,000</b>        |
| <b>Equipment Reserve:</b>         | <b><u>\$590,100</u></b> |
| <b>Total</b>                      | <b>\$1,548,678</b>      |

The Board received and considered Resolution No. 2017-10 designating the board President, Vice President, Secretary, and Secretary Pro Tem for calendar year 2018.

**MOTION 11-2017-36**

**M/S/C (Mortan/Mahler 4 ayes, 1 absent) to approve Resolution No. 2017-10 designating Director Miller as President of the Board Director Brown as Vice President for calendar year 2018.**

The Board received and considered board meeting dates for calendar year 2018 as follows. The Board has changed the board meeting date to the Third Tuesday.

January 23  
March 20  
May 22  
July 24  
September 18  
November 13

**MOTION 11-2017-37**

**M/S/C (Mortan/Brown 4 ayes, 1 absent) to approve the following meeting dates for Calendar year 2018 to be held on the third Tuesday of the month at 6:30 p.m. at the Aromas Fire Station.**

**January 23  
March 20  
May 22  
July 24  
September 18  
November 13**

The board received and considered Policy and Procedure No. 2017-02 establishing District Credit Card Use, with the noted change of paperwork needs to be submitted with 30 days of purchase. .

**MOTION 11-2017-38**

**M/S/C (Mortan/Mahler 4 ayes, 1 absent) approving Policy No. 2017-02 setting policies and procedures for the use of District Credit Cards with noted change.**

- The Board discussed staffing options and revenue sources. An adhoc committee was established and will meet in January and bring information to the board meeting.

**FINANCIAL**

The Board received and reviewed checks numbered 4423-4464 for a total of \$3,833.26 for October 2017.

**MOTION 11-2017-39**

**M/S/C (Mahler/Mortan 4 ayes, 1 absent) to approve checks numbered 4423-4464 for a total of \$3,833.26 for October 2017.**

The Board received and reviewed checks numbered 4465-4473 for a total of \$2,033.62 for November 2017.

**MOTION 11-2017-40**

**M/S/C (Mortan/Mahler 4 ayes, 1 absent) to approve checks numbered 4465-4473 for a total of \$2,033.62 for November 2017.**

The Board received and reviewed the Budget Status Reports

**ADJOURNMENT**

**MOTION 11-2017-41**

**M/S/C (Mortan/Mahler 4 ayes. 1 absent) to adjourn the meeting of the Aromas Tri-County Fire Protection District at 7:58 p.m. to a regular meeting on Tuesday, January 23, 2018 at 6:30 p.m.**

---

Secretary of the Board

**AROMAS TRI-COUNTY FIRE PROTECTION DISTRICT**  
2221 Garden Rd, Monterey, CA 93940

**STAFF REPORT**  
January 23, 2018

To: Board of Directors

From: Brennan Blue, Fire Chief  
By: Reno DiTullio Jr., Battalion Chief

Subject: Monthly Activity Report November – December 2017

---

**EMERGENCY INCIDENT RESPONSE**

On December 31, 2017 Battalion Chief 4615, Engine 35, Engine 4677 responded to a residential structure fire at 3940 Ballantree Lane. Engine 35 arrived to find a 2000 sq ft 2 story residential structure with heavy fire and smoke showing from the second-floor roof. The residents were all out of the structure upon arrival of the engine. Crews initiated fire attack and confirmed the residents were all out of the structure. Engines from North Monterey County FPD, CAL FIRE, Hollister FD and Pajaro Valley FPD assisted. The fire was quickly knocked down and contained. Overhaul took several hours. The fire was controlled at approximately 0230hrs.

**APPARATUS**

All District apparatus are in service.

**TRAINING**

Staff focused on Fire Suppression, Fire Prevention, EMS and Physical Fitness Training during this period.

**FACILITIES**

No report.

**PERSONNEL**

No report

**FIRE PREVENTION**

Fifteen (15) fire prevention contact hours were documented this period. Included in these hours were building inspections and contacts regarding fire permit issuance.

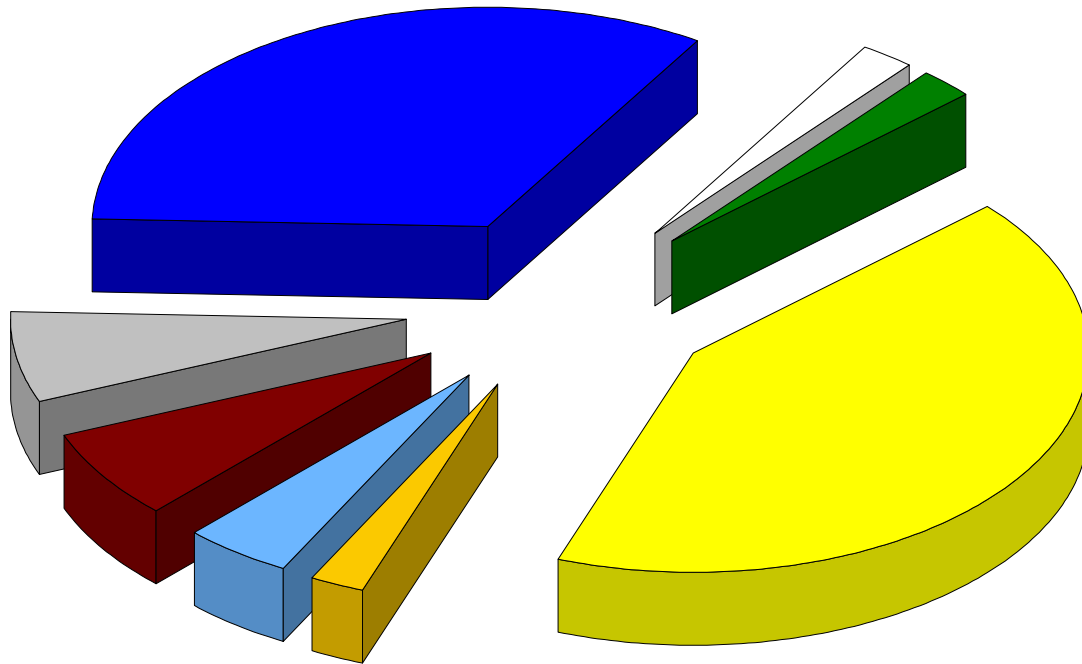
**MITIGATION FEES**

|                   |           |        |
|-------------------|-----------|--------|
| Monterey County   | SUB-TOTAL | \$0.00 |
| San Benito County | SUB-TOTAL | \$0.00 |
| Santa Cruz County | SUB-TOTAL | \$0.00 |
|                   | TOTAL     | \$0.00 |



# Response Activity Summary - Chart

27005 AROMAS TRI COUNTY FPD  
Alarm Date From: 11/1/2017 To: 11/30/2017



|                                |        |
|--------------------------------|--------|
| Auto Aid or Mutual Aid         | 4.4%   |
| False Alarm for Fire Alarms    | 6.7%   |
| Hazardous Conditions (No Fire) | 6.7%   |
| Medical Aids                   | 33.3%  |
| Not Identified                 | 2.2%   |
| Public Assist                  | 2.2%   |
| Vehicle Accidents              | 42.2%  |
| Vehicle Fire                   | 2.2%   |
| Total:                         | 100.0% |





# Response Activity Summary - Chart

27005 AROMAS TRI COUNTY FPD  
Alarm Date From: 11/1/2017 To: 11/30/2017

Report Date 1/2/2018  
Page 2 of 2

| Chart Descriptions             | Incident Count |
|--------------------------------|----------------|
| Auto Aid or Mutual Aid         | 2              |
| False Alarm for Fire Alarms    | 3              |
| Hazardous Conditions (No Fire) | 3              |
| Medical Aids                   | 15             |
| Not Identified                 | 1              |
| Public Assist                  | 1              |
| Vehicle Accidents              | 19             |
| Vehicle Fire                   | 1              |
| <b>TOTAL</b>                   | <b>45</b>      |

### NFIRS Incident Types for Chart Descriptions:

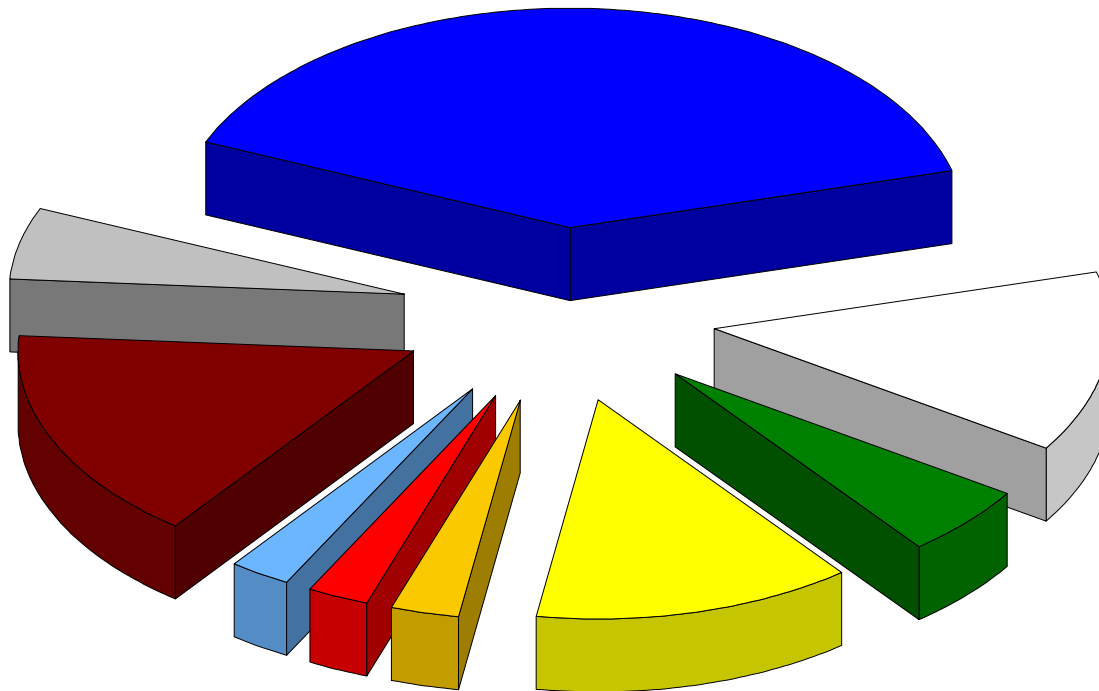
Auto Aid or Mutual Aid = 551  
Coastal Incidents = 342, 364  
False Alarm for Fire Alarms = 700  
Hazardous Conditions (No Fire) = 400  
Hazardous Materials = 422  
Medical Aids = 321  
Non Ocean Water Rescue = 363  
Not Identified = All Incident Types Not Listed  
Public Assist = 550  
Rubbish, Dumpster, Trash Fire = 100  
Smoke Check = 651  
Structure Fire = 111  
Vehicle Accidents = 322, 324, 352  
Vehicle Fire = 131



# Response Activity Summary - Chart

27005 AROMAS TRI COUNTY FPD  
Alarm Date From: 12/1/2017 To: 12/31/2017

Report Date 1/2/2018  
Page 1 of 2



|                                |               |
|--------------------------------|---------------|
| Auto Aid or Mutual Aid         | 2.6%          |
| False Alarm for Fire Alarms    | 15.8%         |
| Hazardous Conditions (No Fire) | 5.3%          |
| Medical Aids                   | 39.5%         |
| Not Identified                 | 13.2%         |
| Public Assist                  | 5.3%          |
| Vehicle Accidents              | 13.2%         |
| Vehicle Fire                   | 2.6%          |
| Wildland Fire                  | 2.6%          |
| <b>Total:</b>                  | <b>100.0%</b> |



# Response Activity Summary - Chart

27005 AROMAS TRI COUNTY FPD  
Alarm Date From: 12/1/2017 To: 12/31/2017

Report Date 1/2/2018  
Page 2 of 2

| Chart Descriptions             | Incident Count |
|--------------------------------|----------------|
| Auto Aid or Mutual Aid         | 1              |
| False Alarm for Fire Alarms    | 6              |
| Hazardous Conditions (No Fire) | 2              |
| Medical Aids                   | 15             |
| Not Identified                 | 5              |
| Public Assist                  | 2              |
| Vehicle Accidents              | 5              |
| Vehicle Fire                   | 1              |
| Wildland Fire                  | 1              |
| <b>TOTAL</b>                   | <b>38</b>      |

### NFIRS Incident Types for Chart Descriptions:

- Auto Aid or Mutual Aid = 551
- Coastal Incidents = 342, 364
- False Alarm for Fire Alarms = 700
- Hazardous Conditions (No Fire) = 400
- Hazardous Materials = 422
- Medical Aids = 321
- Non Ocean Water Rescue = 363
- Not Identified = All Incident Types Not Listed
- Public Assist = 550
- Rubbish, Dumpster, Trash Fire = 100
- Smoke Check = 651
- Structure Fire = 111
- Vehicle Accidents = 322, 324, 352
- Vehicle Fire = 131

The data contained in this report comes from the Office of the State Fire Marshal's (OSFM) California All Incident Reporting System (CAIRS) data warehouse. Property and contents loss figures, if included herein, are estimates only. These emergency incident statistics, including injury and death counts, are based only upon information submitted to the OSFM by participating California fire departments. Please note that apparent variations in incident counts and associated losses shown in this report may be solely due to fluctuations in the amount of data submitted to the OSFM. And while the incoming data is validated according to logical data rules, individual data elements are not always verified for accuracy.

# ***Aromas Tri County Fire Protection District***

2221 Garden Road  
Monterey, CA. 93940

## Staff Report

January 23, 2018

To: Board of Directors

From: Brennan D. Blue, Fire Chief  
By Phil Matteson, Assistant Chief

Subject: Staffing Options and Revenue Sources

---

This will be a discussion lead by Assistant Chief Matteson

**Aromas Tri-County Fire Protection District**  
**Checks #4474-4482**  
December 2017

| <u>Num</u> | <u>Name</u>  | <u>Memo</u>   | <u>Account</u>   | <u>Debit</u>             |
|------------|--|---|--|--------------------------|
| 4474       | AlSCO San Jose<br>AlSCO San Jose   | Oct and Nov Billing   | Wells Fargo<br>5090 Household Expense  | 1,107.07                 |
|            |  |   |  | 1,107.07                 |
| 4475       | Analgesic Services<br>Analgesic Services   | Nov Billing   | Wells Fargo<br>5140 Medical Supplies   | 42.50                    |
|            |  |   |  | 42.50                    |
| 4476       | AT&T<br>AT&T   | 8317263130870, 8317263131130<br>Nov Billing   | Wells Fargo<br>5060 Communications   | 193.69                   |
|            |  |   |  | 193.69                   |
| 4477       | Cypress Fire Protection District<br>Cypress Fire Protection District<br>Cypress Fire Protection District<br>Cypress Fire Protection District | Cost Share for HQ File Cabinet<br>Cost Share for HQ Board<br>Cost Share for Training. | Wells Fargo<br>5170 Office Expense<br>5130 Maint Bldg/Grounds<br>5232 Training | 128.40<br>61.47<br>69.00 |
|            |  |   |  | 258.87                   |
| 4478       | De Lay & Laredo<br>De Lay & Laredo   | Oct Billing Ordinance and Initiative res...   | Wells Fargo<br>5180 Professional Service                                       | 765.00                   |
|            |  |   |  | 765.00                   |
| 4479       | Department of Forestry & Fire Prote...<br>Department of Forestry & Fire Prote...   | 1st Quarter 2017-18 Billing   | Wells Fargo<br>5181 CAL FIRE-Sch "A" C...                                      | 300,900.68               |
|            |  |   |  | 300,900.68               |
| 4480       | New SV Media Inc.<br>New SV Media Inc.   | Fee Schedule Notice   | Wells Fargo<br>5190 Publications/Legal N...                                    | 47.50                    |
|            |  |   |  | 47.50                    |
| 4481       | Register-Pajaronian<br>Register-Pajaronian   | Fee Schedule Notice   | Wells Fargo<br>5190 Publications/Legal N...                                    | 51.97                    |
|            |  |   |  | 51.97                    |

| <u>Num</u>   | <u>Name</u>      | <u>Memo</u>               | <u>Account</u>            | <u>Debit</u>                    |
|--------------|------------------|---------------------------|---------------------------|---------------------------------|
| 4482         | US Bank          |                           | Wells Fargo               |                                 |
|              | US Bank          | TV                        | 5260 Utilities            | 152.46                          |
|              | US Bank          | Lodging for Training      | 5250 Travel               | 468.44                          |
|              | US Bank          | AED Pads                  | 5140 Medical Supplies     | 213.35                          |
|              | US Bank          | PPE Cleaning              | 5180 Professional Service | 150.00                          |
|              | US Bank          | Lightbulbs and supplies   | 5090 Household Expense    | 72.54                           |
|              |                  |                           |                           | <u>1,056.79</u>                 |
| 4483         | Verizon Wireless | Account # 469987820-00001 | Wells Fargo               |                                 |
|              | Verizon Wireless | Nov Billing               | 5060 Communications       | 231.70                          |
|              |                  |                           |                           | <u>231.70</u>                   |
| <b>TOTAL</b> |                  |                           |                           | <b><u><u>304,655.77</u></u></b> |

**Aromas Tri-County Fire Protection District**  
**Checks #4484-4491**  
 January 2018

| <u>Num</u> | <u>Name</u>  | <u>Memo</u>                                 | <u>Account</u>   | <u>Debit</u>              |
|------------|--|---|--|---------------------------|
| 4484       | AlSCO San Jose<br>AlSCO San Jose   | Dec Billing                                 | Wells Fargo<br>5090 Household Expense  | 559.68                    |
|            |  |   |  | 559.68                    |
| 4485       | AT&T<br>AT&T   | 8317263130870, 8317263131130<br>Dec Billing | Wells Fargo<br>5060 Communications   | 359.99                    |
|            |  |   |  | 359.99                    |
| 4486       | CSG Consultants<br>CSG Consultants   | Nov Billing                                 | Wells Fargo<br>5180 Professional Service                                       | 190.00                    |
|            |  |   |  | 190.00                    |
| 4487       | Monterey Bay Air Resources District<br>Monterey Bay Air Resources District | Annual Fee                                  | Wells Fargo<br>5340 Taxes  | 790.00                    |
|            |  |   |  | 790.00                    |
| 4488       | Office Depot Inc<br>Office Depot Inc                                       | Account # 29460726<br>PO #210-17 Supplies   | Wells Fargo<br>5170 Office Expense   | 68.68                     |
|            |  |   |  | 68.68                     |
| 4489       | Recology San Benito County<br>Recology San Benito County                   | Account # 409979<br>Dec Billing             | Wells Fargo<br>5260 Utilities  | 137.66                    |
|            |  |   |  | 137.66                    |
| 4490       | US Bank<br>US Bank<br>US Bank<br>US Bank                                   | TV<br>Maintenance<br>Supplies               | Wells Fargo<br>5260 Utilities<br>5090 Household Expense<br>5170 Office Expense | 147.11<br>139.28<br>11.79 |
|            |  |   |  | 298.18                    |

---

| <u>Num</u>   | <u>Name</u>                          | <u>Memo</u>                              | <u>Account</u>                     | <u>Debit</u>                  |
|--------------|--------------------------------------|--|------------------------------------|-------------------------------|
| 4491         | Verizon Wireless<br>Verizon Wireless | Account # 469987820-00001<br>Dec Billing | Wells Fargo<br>5060 Communications | <u>231.72</u>                 |
|              |                                      |  |                                    | <u>231.72</u>                 |
| <b>TOTAL</b> |                                      |  |                                    | <b><u><u>2,635.91</u></u></b> |



**Aromas Tri-County Fire Protection District  
Monthly Budget Status Report**

December 2017

**TOTAL**

|  |                   |
|--|-------------------|
| <b>Income</b>                          | <u>0.00</u>       |
| <b>Expense</b>                         |                   |
| <b>5060 Communications</b>             | 425.39            |
| <b>5090 Household Expense</b>          | 1,179.61          |
| <b>5130 Maint Bldg/Grounds</b>         | 61.47             |
| <b>5140 Medical Supplies</b>           | 255.85            |
| <b>5170 Office Expense</b>             | 128.40            |
| <b>5180 Professional Service</b>       | 915.00            |
| <b>5181 CAL FIRE-Sch "A" Contract</b>  | 300,900.68        |
| <b>5190 Publications/Legal Notices</b> | 99.47             |
| <b>5232 Training</b>                   | 69.00             |
| <b>5250 Travel</b>                     | 468.44            |
| <b>5260 Utilities</b>                  | <u>152.46</u>     |
| <b>Total Expense</b>                   | <u>304,655.77</u> |

**Aromas Tri-County Fire Protection District  
Monthly Budget Status Report**

January 2018

**TOTAL**

**Expense**

|                                  |                 |
|----------------------------------|-----------------|
| <b>5060 Communications</b>       | 591.71          |
| <b>5090 Household Expense</b>    | 698.96          |
| <b>5170 Office Expense</b>       | 80.47           |
| <b>5180 Professional Service</b> | 190.00          |
| <b>5260 Utilities</b>            | 284.77          |
| <b>5340 Taxes</b>                | <u>790.00</u>   |
| <b>Total Expense</b>             | <u>2,635.91</u> |

**Budget Status Report YTD**

July 2017 through January 2018

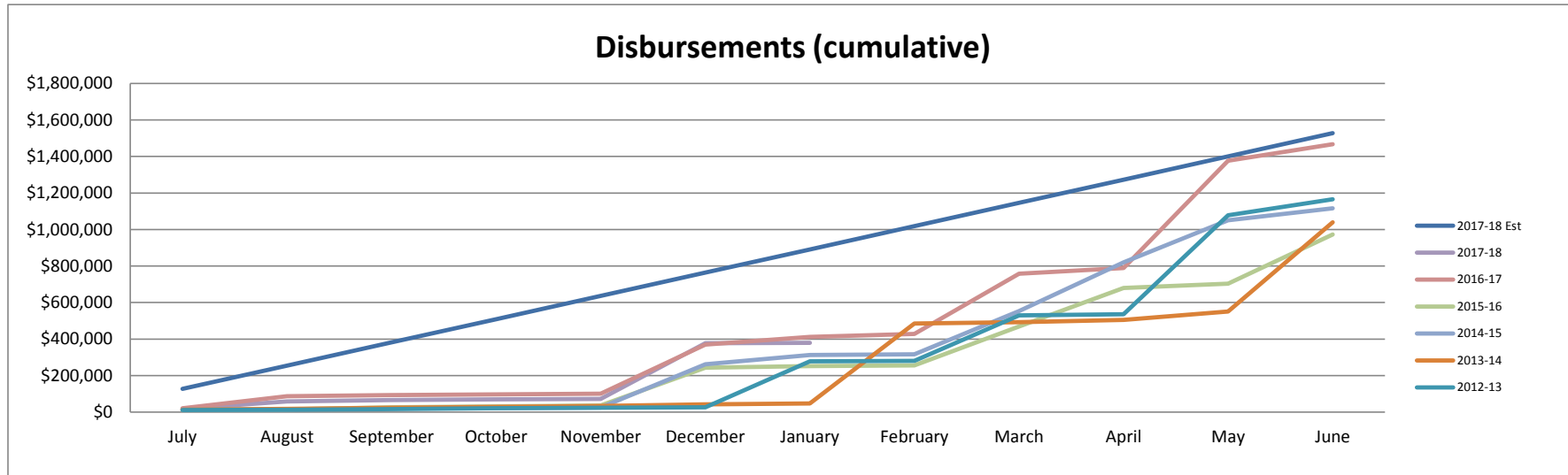
|                                      | <u>Jul '17 - Jan 18</u> | <u>Budget</u>       | <u>% of Budget</u> |
|--------------------------------------|-------------------------|---------------------|--------------------|
| <b>Income</b>                        |                         |                     |                    |
| 4011 Property Tax                    | 12,660.35               | 1,206,790.00        | 1.05%              |
| 4013 Current Unsecured               | 25,072.96               | 53,000.00           | 47.31%             |
| 4015 Current Supplemental            | 12,964.97               | 17,000.00           | 76.27%             |
| 4021 Prior Secured                   | 3,145.16                | 5,250.00            | 59.91%             |
| 4023 Prior Secured Delinquent        | 2.09                    | 10.00               | 20.9%              |
| 4033 Prior Unsecured Delinquent      | 32.38                   | 1,000.00            | 3.24%              |
| 4041 Prior Supplemental              | 748.70                  | 650.00              | 115.19%            |
| 4120 Mitigation Fees/San Benito      | 0.00                    | 1,000.00            | 0.0%               |
| 4121 Mitigation Fees/Monterey        | 429.30                  | 0.00                | 100.0%             |
| 4122 Proposition 172 Funds           | 17,886.39               | 77,000.00           | 23.23%             |
| 4123 CSA 74 Measure "A" Funds        | 0.00                    | 4,000.00            | 0.0%               |
| 4124 Grant Funds                     | 11,094.00               |                     |                    |
| 4311 Interest                        | 5,074.05                | 15,000.00           | 33.83%             |
| 4421 HOPT                            | 618.38                  | 10,000.00           | 6.18%              |
| 4960 Other Income                    | 0.00                    | 15,000.00           | 0.0%               |
| 4961 Reimbursements                  | 0.00                    | 0.00                | 0.0%               |
| 4962 Fire Recovery                   | 4,412.00                | 15,000.00           | 29.41%             |
| 4964 - Fire Assignment Reimbursement | 42,418.50               | 35,000.00           | 121.2%             |
| <b>Total Income</b>                  | <b>136,559.23</b>       | <b>1,455,700.00</b> | <b>9.38%</b>       |
| <b>Expense</b>                       |                         |                     |                    |
| 5050 Clothing                        | 84.00                   | 4,500.00            | 1.87%              |
| 5060 Communications                  | 3,892.10                | 7,300.00            | 53.32%             |
| 5080 Food                            | 69.00                   | 300.00              | 23.0%              |
| 5090 Household Expense               | 5,610.33                | 5,000.00            | 112.21%            |
| 5100 Insurance- General              | 5,409.00                | 7,000.00            | 77.27%             |
| 5110 Insurance-Workers Comp          | 4,817.00                | 4,850.00            | 99.32%             |
| 5120 Maint Equipment                 | 1,997.08                | 7,000.00            | 28.53%             |
| 5130 Maint Bldg/Grounds              | 1,703.83                | 4,500.00            | 37.86%             |
| 5140 Medical Supplies                | 1,138.70                | 3,500.00            | 32.53%             |
| 5150 Memberships                     | 0.00                    | 1,200.00            | 0.0%               |
| 5160 Miscellaneous Expense           | 23.15                   | 300.00              | 7.72%              |
| 5160a Open House                     | 914.53                  | 1,500.00            | 60.97%             |
| 5170 Office Expense                  | 586.66                  | 5,400.00            | 10.86%             |
| 5180 Professional Service            | 7,871.85                | 28,750.00           | 27.38%             |
| 5181 CAL FIRE-Sch "A" Contract       | 300,900.68              | 1,318,000.00        | 22.83%             |
| 5190 Publications/Legal Notices      | 564.95                  | 2,300.00            | 24.56%             |
| 5220 Small Tools                     | 99.18                   | 3,400.00            | 2.92%              |
| 5230 Election Expense                | 0.00                    | 10,000.00           | 0.0%               |
| 5231 Hoses/Nozzles                   | 154.15                  | 4,150.00            | 3.71%              |
| 5232 Training                        | 572.00                  | 7,000.00            | 8.17%              |

**Budget Status Report YTD**

July 2017 through January 2018

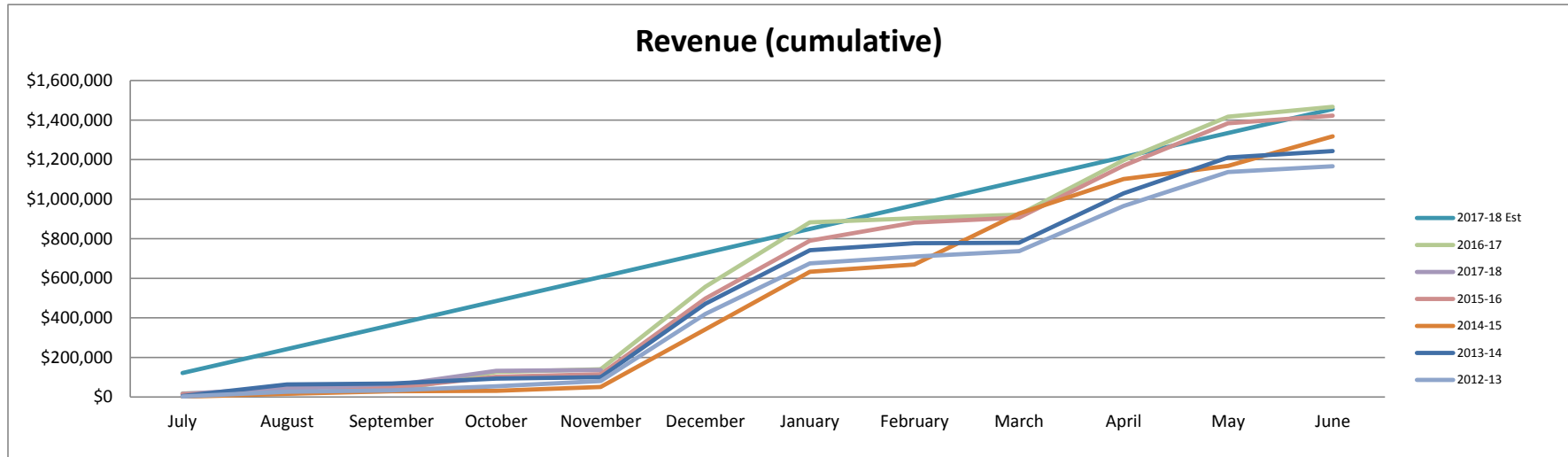
|                                   | <b>Jul '17 - Jan 18</b> | <b>Budget</b>       | <b>% of Budget</b> |
|-----------------------------------|-------------------------|---------------------|--------------------|
| <b>5233 Fire Prevention</b>       | 185.70                  | 500.00              | 37.14%             |
| <b>5234 Contingency</b>           | 0.00                    | 5,000.00            | 0.0%               |
| <b>5235 MOU -Division Chief</b>   | 796.01                  | 1,000.00            | 79.6%              |
| <b>5236 Website</b>               | 86.60                   | 1,300.00            | 6.66%              |
| <b>5250 Travel</b>                | 468.44                  | 1,000.00            | 46.84%             |
| <b>5260 Utilities</b>             | 1,857.88                | 3,800.00            | 48.89%             |
| <b>5340 Taxes</b>                 | 9,609.30                | 26,200.00           | 36.68%             |
| <b>5345 Prior Year Expenses</b>   | 29,978.15               | 30,000.00           | 99.93%             |
| <b>5361 Capitalized Equipment</b> | 0.00                    | 26,600.00           | 0.0%               |
| <b>5362 Capital Improvements</b>  | 0.00                    | 6,500.00            | 0.0%               |
| <b>Total Expense</b>              | <b>379,390.27</b>       | <b>1,527,850.00</b> | <b>24.83%</b>      |

## Aromas Tri County Fire Protection District



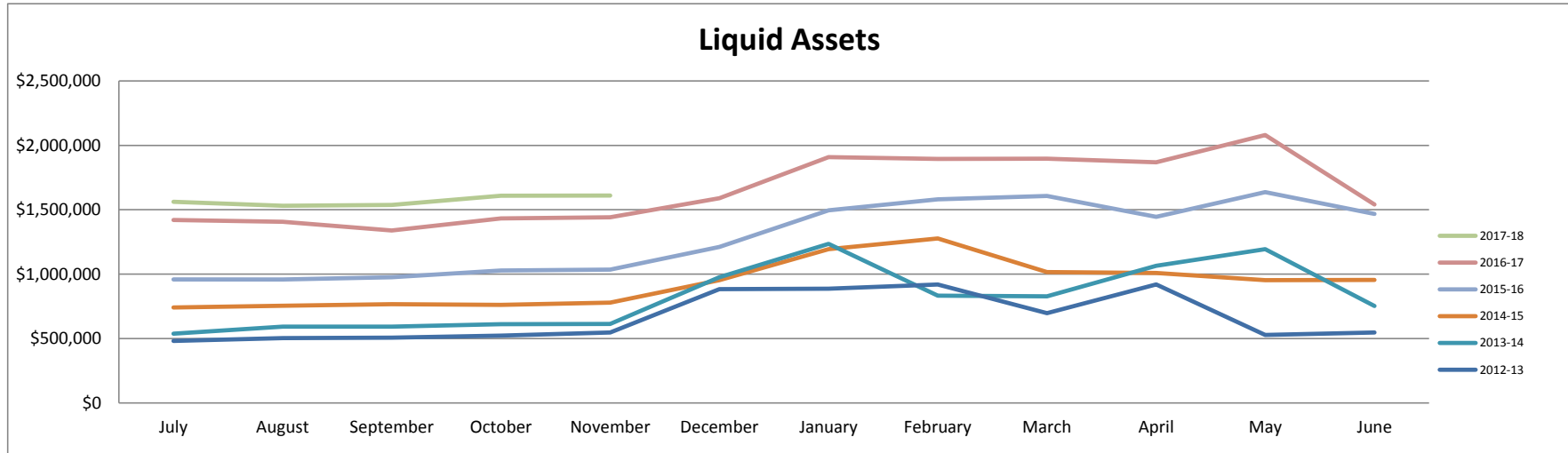
|                    | July      | August    | September | October   | November  | December  | January   | February    | March       | April       | May         | June        |
|--------------------|-----------|-----------|-----------|-----------|-----------|-----------|-----------|-------------|-------------|-------------|-------------|-------------|
| <b>2017-18 Est</b> | \$127,321 | \$254,642 | \$381,963 | \$509,283 | \$636,604 | \$763,925 | \$891,246 | \$1,018,567 | \$1,145,888 | \$1,273,208 | \$1,400,529 | \$1,527,850 |
| 2017-18            | \$17,875  | \$58,294  | \$66,232  | \$70,065  | \$72,098  | \$376,754 | \$379,390 |             |             |             |             |             |
| 2016-17            | \$21,042  | \$86,968  | \$93,602  | \$96,954  | \$101,286 | \$370,215 | \$411,915 | \$428,333   | \$758,050   | \$789,546   | \$1,376,804 | \$1,467,086 |
| 2015-16            | \$12,327  | \$14,593  | \$26,476  | \$31,190  | \$36,323  | \$242,956 | \$251,619 | \$256,006   | \$469,028   | \$680,145   | \$703,465   | \$972,874   |
| 2014-15            | \$13,119  | \$14,841  | \$19,789  | \$22,699  | \$25,643  | \$262,524 | \$313,356 | \$316,439   | \$553,469   | \$819,432   | \$1,050,211 | \$1,116,164 |
| 2013-14            | \$13,141  | \$17,532  | \$23,273  | \$28,417  | \$34,040  | \$42,279  | \$47,310  | \$485,745   | \$492,521   | \$505,268   | \$551,104   | \$1,039,583 |
| 2012-13            | \$11,158  | \$12,576  | \$15,858  | \$21,222  | \$23,844  | \$25,730  | \$277,593 | \$280,891   | \$530,289   | \$536,339   | \$1,077,927 | \$1,165,679 |

## Aromas Tri County Fire Protection District



|                    | July      | August    | September | October   | November  | December  | January   | February  | March       | April       | May         | June        |
|--------------------|-----------|-----------|-----------|-----------|-----------|-----------|-----------|-----------|-------------|-------------|-------------|-------------|
| <b>2017-18 Est</b> | \$121,308 | \$242,617 | \$363,925 | \$485,233 | \$606,542 | \$727,850 | \$849,158 | \$970,467 | \$1,091,775 | \$1,213,083 | \$1,334,392 | \$1,455,700 |
| 2017-18            | \$16,300  | \$43,365  | \$57,036  | \$132,661 | \$136,558 |           |           |           |             |             |             |             |
| 2016-17            | \$18,124  | \$24,218  | \$30,073  | \$126,299 | \$140,481 | \$557,021 | \$883,292 | \$903,759 | \$921,657   | \$1,197,331 | \$1,417,264 | \$1,467,086 |
| 2015-16            | \$14,597  | \$17,149  | \$45,389  | \$102,062 | \$114,987 | \$497,375 | \$790,281 | \$881,249 | \$906,969   | \$1,169,115 | \$1,383,597 | \$1,422,481 |
| 2014-15            | \$1,264   | \$16,283  | \$28,664  | \$30,970  | \$51,098  | \$342,137 | \$633,176 | \$669,769 | \$927,765   | \$1,102,368 | \$1,167,836 | \$1,317,848 |
| 2013-14            | \$4,707   | \$63,499  | \$68,323  | \$93,291  | \$100,020 | \$470,968 | \$741,698 | \$777,745 | \$780,073   | \$1,029,722 | \$1,210,753 | \$1,243,415 |
| 2012-13            | \$2,503   | \$26,782  | \$33,557  | \$54,625  | \$80,436  | \$419,284 | \$675,089 | \$710,320 | \$737,671   | \$965,661   | \$1,137,940 | \$1,166,589 |

## Aromas Tri County Fire Protection District



|         | July        | August      | September   | October     | November    | December    | January     | February    | March       | April       | May         | June        |
|---------|-------------|-------------|-------------|-------------|-------------|-------------|-------------|-------------|-------------|-------------|-------------|-------------|
| 2017-18 | \$1,562,098 | \$1,530,869 | \$1,536,603 | \$1,608,395 | \$1,610,258 |             |             |             |             |             |             |             |
| 2016-17 | \$1,420,513 | \$1,405,835 | \$1,339,130 | \$1,432,004 | \$1,441,855 | \$1,589,465 | \$1,909,370 | \$1,894,504 | \$1,895,985 | \$1,868,563 | \$2,080,006 | \$1,540,574 |
| 2015-16 | \$958,959   | \$959,274   | \$975,630   | \$1,027,589 | \$1,035,381 | \$1,211,136 | \$1,495,379 | \$1,580,620 | \$1,607,680 | \$1,445,687 | \$1,636,848 | \$1,467,086 |
| 2014-15 | \$741,319   | \$754,615   | \$766,966   | \$761,519   | \$778,702   | \$953,471   | \$1,193,678 | \$1,277,188 | \$1,016,358 | \$1,008,391 | \$953,232   | \$954,933   |
| 2013-14 | \$537,885   | \$593,041   | \$592,125   | \$611,948   | \$613,055   | \$975,763   | \$1,235,153 | \$832,608   | \$828,307   | \$1,065,209 | \$1,194,105 | \$753,173   |
| 2012-13 | \$481,601   | \$504,462   | \$507,955   | \$523,659   | \$546,848   | \$883,820   | \$887,761   | \$919,694   | \$697,648   | \$919,587   | \$527,313   | \$547,074   |